

# XV2-2 Wi-Fi 6 Access Point

802.11ax Dual-Radio 2x2 Access Point

## QUICK LOOK:

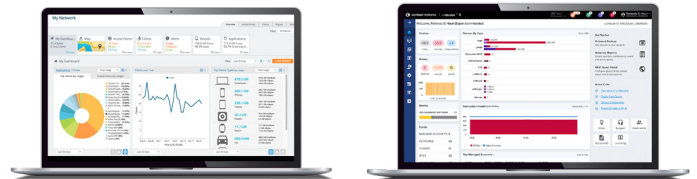
- **Dual radios, 2x2**
- **2.5 GbE uplink port, RJ45**
- **1.77 Gbps aggregate data rate**
- **Application policy control**
- **EasyPass with Microsoft Azure and Google G Suite integration**



## WI-FI 6 DESIGNED FOR MOBILE DEVICES AND IoT

The XV2-2 is a dual-radio Wi-Fi 6 access point (AP) designed to deliver next generation networks with edge services at a value-based price. Wi-Fi 6 technology delivers higher network speeds and enables more connected devices at higher packet quality. Wi-Fi 6 brings a deterministic model to the radio frequency (RF) layer where the AP controls the client connections, including when to sleep, when to wake and how to transmit and receive packets. The XV2-2 is fully backward compatible with existing Wi-Fi technology and enables a massive growth of low power, low-bitrate IoT devices to add infrastructure intelligence into any market.

XV2-2 comes with Limited Lifetime Warranty providing return and repair service on the access point from date of purchase until end of life of the product.



## CLOUD AND ON-PREMISES MANAGEMENT

XV2-2 continues the enterprise network convergence with edge-intelligent AP managed by application-intelligent Cambium Networks XMS or cnMaestro™ management system. Choose the management system that best fits your business and use the latest technology from Cambium Networks.

## XV2-2 Wi-Fi 6 Access Point

### Access Point Specifications

*Note: Some features will be included on subsequent firmware releases.*

**FCC** Ch 1–11, 36–48, 100–144, 149–165

**ISED** Ch 1–11, 36–48, 100–116, 149–165

**ETSI** Ch 1–13, 36–64, 100–140

**ROW** (Individual country limits may apply)  
Ch 1–14, 36–64, 100–144, 149–173

**Radios** **5 GHz** 802.11 a/n/ac Wave 2/ax, 2x2  
**2.4 GHz** 802.11 b/g/n/ax, 2x2

**Wi-Fi** 802.11 a/b/g/n/ac Wave 2/ax

**SSID Security** WPA3, WPA2 (CCMP, AES, 802.11i), WPA2 Enterprise (802.1x/EAP), WPA PSK (TKIP), WEP, Open

**Max PHY Rate** **5 GHz radio** 1,201 Mbps  
**2.4 GHz radio** 573.5Mbps

**Ports** 1 x IEEE 10/100/1000/2500 Mbps  
Auto sensing MDIX  
1 x USB 2.0

**Antenna** **5 GHz** 6 dBi, Omni  
**2.4 GHz** 5 dBi, Omni

**Max EIRP** **5 GHz** 31 dBm  
**2.4 GHz** 29 dBm

**Power** Max power 21W, 802.3at powered device  
15.4W (802.3af) operation with reduced function settings  
Typical 11W (USB disabled)

**Dimensions** 195 mm x 195 mm x 41.4 mm  
(7.67 in x 7.67 in x 1.63 in)

**Weight** 800 g (1.76 lbs)

**Security** Kensington lock slot

**LEDs** Multi-color status LEDs

**Ambient Operation Temperature** 0°C to 50°C (32°F to 122°F)


**Storage Temperature** -40°C to 70°C (-40°F to 158°F)

**Humidity** 95% RH non-condensing

**MTBF** 4,514,013 hours at 25°C ambient  
1,314,841 hours at 50°C ambient

**Mount Options** Wall or ceiling, T-bar with included locking bracket, ceiling tile plate

**Certifications (Compliance)** Wi-Fi Alliance 802.11 a/b/g/n/ac/ax, FCC, IC, CE, EN 60601-1-2, EN 60950-1, IEC 62368-1 Safety, EN 60601-1-2 Medical, EN 61000-4-2/3/5 Immunity, EN 50121-1 Railway EMC, EN 50121-4 Railway Immunity, IEC 61373 Railway Shock & Vibration, UL 2043 Plenum, EN 62311 Human Safety/RF Exposure, WEEE & RoHS



**Back Panel**

## XV2-2 Wi-Fi 6 Access Point

### Management

*Note: Some features will be included on subsequent firmware releases.*



**Cambium Networks XMS** leverages intelligent APs with an embedded edge controller to deliver edge services at any network density. XMS management plane is a cloud-first technology with a simple and easy-to-use interface delivering application L7 policy-based control, EasyPass BYOD secure access, and an MSP dashboard with drag-and-drop design.



**Cambium Networks cnMaestro™** uses a distributed intelligence architecture with cloud-first management and edge-intelligent APs that self-optimize for the RF environment. cnMaestro delivers a single pane-of-glass management for Cambium broadband fixed wireless, cnMatrix Ethernet switches, enterprise-grade Wi-Fi APs and service provider residential routers.

|                       | XMS Management   | cnMaestro Management   |
|-----------------------|--|--|
| <b>Deployment</b>     | Xirrus Management System (XMS-Cloud)   | cnMaestro Cloud, cnMaestro on-premises, Standalone AP  |
| <b>Services</b>       | Deep Packet Inspection (DPI) Application Visibility and Control<br>EasyPass Access Service   | Monetized guest portal with design tools   |
| <b>APIs</b>           | RESTful management and statistics API<br>Location API  | RESTful management and statistics API<br>Location API<br>Webhooks  |
| <b>Captive Portal</b> | Web page redirect, landing page, redirect to internal or external server, landing page and authentication<br>Client isolation per SSID, per network<br>Client rate limiting per SSID<br>EasyPass, Guest Ambassador<br>Click-through authentication<br>Microsoft Azure and Google G Suite SSO integration | Hosted on cnMaestro or hosted on site AP<br>Redirect to HTTP/RADIUS external portal/authentication<br>Active Directory integration, Google, Facebook, Office 365 integration<br>Data rate, time duration, data throughput limit<br>Server DNS logging, Hotspot 2.0<br>Credit Card Merchant billing, ePSK, Vouchers |
| <b>Accounting</b>     | RADIUS accounting, load balancing AAA servers, Dynamic Authorization COA, DM   |  |

## XV2-2 Wi-Fi 6 Access Point

### Network Specifications

*Note: Some features will be included on subsequent firmware releases.*

|                                  |  |  |  |
|----------------------------------|--|--|--|
| <b>Operational Modes</b>         | Standalone<br>Cloud managed cnMaestro or VM<br>Cloud managed XMS   | <b>RF Management</b>                   | Multimodal RF optimization supporting AutoCell performed in the intelligent edge AP. Out-of-band RF spectrum analysis, radio self test network assurance, RF monitor with chn/noise/interference<br><br>Data rate pruning and minimum data rates |
| <b>WLAN</b>                      | 512 clients, 32 SSIDs (16 SSIDs per radio)<br>WPA3, WPA3 SAE,<br>WPA3 Enterprise, WPA-TKIP, WPA2 AES,<br>802.1x, 802.11w PMF | <b>Network</b>                         | TCP connection log, NAT logging firewall, DHCP server, L2, L3 or DNS based access control, VLAN Pooling, RADIUS attribute VID VLAN per SSID per user   |
| <b>Authentication Encryption</b> | 802.1x EAP-SIM/AKA, EAP-PEAP, EAP-TTLS, EAP-TLS MAC authentication to local database or external RADIUS                      | <b>Band Steer Load Balance</b>         | Yes  |
| <b>Scheduled WLAN</b>            | On/off by day, week, time of day   | <b>Tunnel</b>                          | L2TPv2, L2GRE, PPPoE   |
| <b>Guest Access</b>              | See “Captive Portal” section for additional details.   | <b>Network and RF Management Tools</b> | Wired and wireless remote packet capture, ZapD performance tool, rogue AP detection  |
| <b>Data Limit</b>                | Client bitrate/time/throughput limit per SSID  | <b>Services</b>                        | NTP, Syslog, SNMP traps, DNS proxy, auto-off on WAN failure  |
| <b>Subscriber QoS</b>            | WMM  |  |  |
| <b>Fast Roaming</b>              | 802.11r, OKC, cnMaestro assisted roam  |  |  |
| <b>Sticky Client</b>             | Enhanced roaming with thresholds   |  |  |
| <b>Mesh</b>                      | Multi-hop, either band   |  |  |
| <b>Channel Selection</b>         | Multimodal channel selection with AutoChannel and AutoBand. Granular control of off-channel scan and channel selection       |  |  |

### Standards

|                        |  |
|------------------------|--|
| <b>Wi-Fi Protocols</b> | VHT MCS rates, 16/64/256/1024-QAM, 20/40/80 MHz  |
|                        | TWT, Long OFDM Symbol, Transmit beamforming, Airtime Fairness, AMSDU, AMPDU, RIFS, STBC, LDPC, MIMO Power Save, MRC, BPSK, QPSK, CCK, DSSS, OFDM, OFDMA, UL/DL MU-MIMO |
|                        | IEEE 802.11 a/ac/ax/b/d/e/g/h/i/k/n/r/u/v  |

### XV2-2 Wi-Fi 6 Access Point



Top View




Top View



Left Corner



Right Side



Back Panel

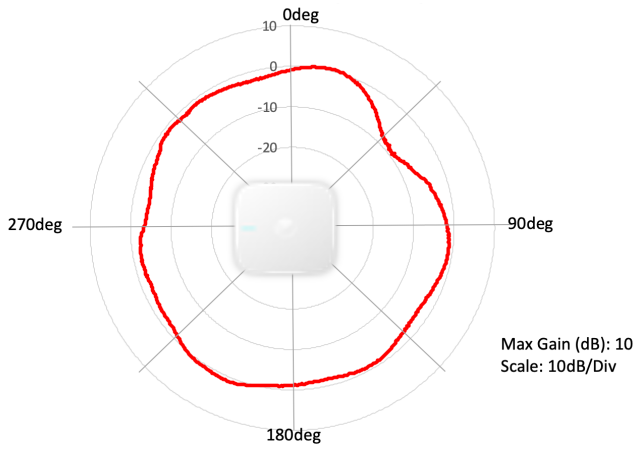


Back Panel

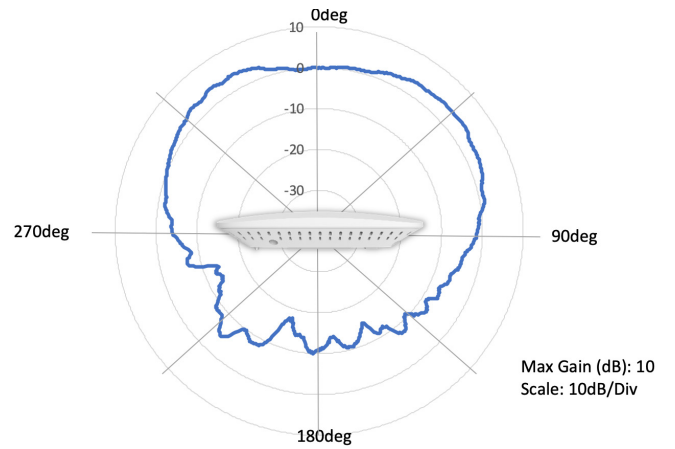
# XV2-2 Wi-Fi 6 Access Point

## Antenna Patterns

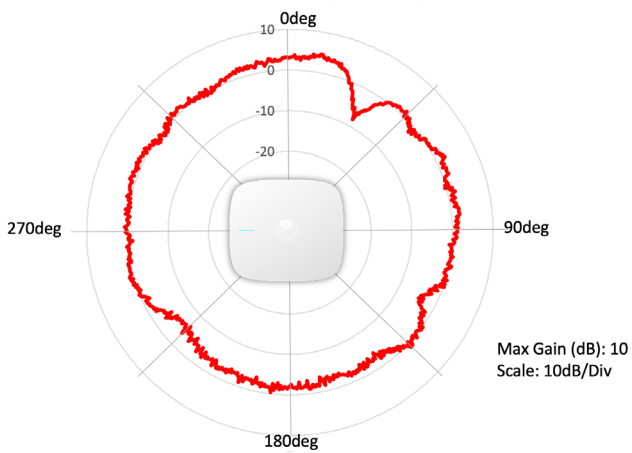
2.4 GHz Azimuth



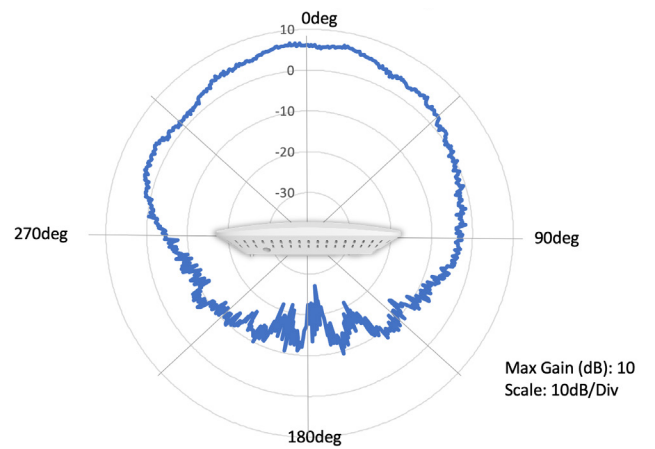
2.4 GHz Elevation



5 GHz Azimuth



5 GHz Elevation



## XV2-2 Wi-Fi 6 Access Point

### Cambium Ordering Information

|                         |  |
|-------------------------|--|
| <b>Regulatory Model</b> | XV2-2  |
| <b>XV2-2X00A00-US</b>   | XV2-2 Dual-Radio Wi-Fi 6. Indoor (FCC) SDR 802.11ax 2x2, US                          |
| <b>XV2-2X00A00-CA</b>   | XV2-2 Dual-Radio Wi-Fi 6. Indoor (IC) 802.11ax 2x2, CA                               |
| <b>XV2-2X00A00-EU</b>   | XV2-2 Dual-Radio Wi-Fi 6. Indoor (ETSI) 802.11ax 2x2, EU                             |
| <b>XV2-2X00A00-RW</b>   | XV2-2 Dual-Radio Wi-Fi 6. Indoor 802.11ax 2x2, RW                                    |
| <b>AX-E510RBKT-WW</b>   | Shock mount bracket  |
| <b>N000000L142A</b>     | PoE, 60W, 56V, 5GbE DC Injector, Indoor, Energy Level 6 Supply, accepts C5 connector |
| <b>N000900L031A</b>     | AC line cord, US Type B, 720 mm, C5 connector  |
| <b>N000900L032A</b>     | AC line cord, EU Type F angled, 720 mm, C5 connector                                 |
| <b>N000900L033A</b>     | AC line cord, UK Type G angled, 720 mm, C5 connector                                 |
| <b>N000900L034A</b>     | AC line cord, BR Type N, 720 mm, C5 connector  |
| <b>N000900L011A</b>     | AC line cord, AU Type I, 720 mm, C5 connector  |
| <b>N000900L012A</b>     | AC line cord, IN Type D angled, 720 mm, C5 connector                                 |
| <b>N000900L013A</b>     | AC line cord, AR Type I, 720 mm, C5 connector  |
| <b>N000900L015A</b>     | AC line cord, CN Type I, 720 mm, C5 connector  |
| <b>N000900L048A</b>     | AC line cord, ZA Type M angled, 720 mm, C5 connector                                 |

### cnMaestro X Ordering Information

|                     |   |
|---------------------|---|
| <b>MSX-SUB-T3-1</b> | cnMaestro X for Enterprise: Advanced management and includes Cambium Care Pro Support; 1-year term  |
| <b>MSX-SUB-T3-3</b> | cnMaestro X for Enterprise: Advanced management and includes Cambium Care Pro Support; 3-year term  |
| <b>MSX-SUB-T3-5</b> | cnMaestro X for Enterprise: Advanced management and includes Cambium Care Pro Support; 5-year term  |
| <b>MSX-SUB-T3-M</b> | cnMaestro X for Enterprise: Advanced management and includes Cambium Care Pro Support; 1-month term |

## XV2-2 Wi-Fi 6 Access Point

### XMS and Cambium Care Ordering Information

|                          |  |
|--------------------------|--|
| <b>XMSC-SUB-2R-1</b>     | XMS-Cloud 1-year subscription: 2-radio AP with EasyPass Guest Self-Registration and Guest Ambassador modules and Cambium Care Advanced Support |
| <b>XMSC-SUB-2R-3</b>     | XMS-Cloud 3-year subscription: 2-radio AP with EasyPass Guest Self-Registration and Guest Ambassador modules and Cambium Care Advanced Support |
| <b>XMSC-SUB-2R-5</b>     | XMS-Cloud 5-year subscription: 2-radio AP with EasyPass Guest Self-Registration and Guest Ambassador modules and Cambium Care Advanced Support |
| <b>EASY-SUB-2R-1</b>     | EasyPass 1-year subscription for a 2-radio AP operating with XMS-Cloud or XMS-Enterprise   |
| <b>EASY-SUB-2R-3</b>     | EasyPass 3-year subscription for a 2-radio AP operating with XMS-Cloud or XMS-Enterprise   |
| <b>EASY-SUB-2R-5</b>     | EasyPass 5-year subscription for a 2-radio AP operating with XMS-Cloud or XMS-Enterprise   |
| <b>CCADV-SUP-XV2-2-1</b> | Cambium Care Advanced, 1-year support for one XV2-2 Wi-Fi 6 AP. 24x7 TAC support, SW updates, and NBD advance replacement for HW               |
| <b>CCADV-SUP-XV2-2-3</b> | Cambium Care Advanced, 3-year support for one XV2-2 Wi-Fi 6 AP. 24x7 TAC support, SW updates, and NBD advance replacement for HW               |
| <b>CCADV-SUP-XV2-2-5</b> | Cambium Care Advanced, 5-year support for one XV2-2 Wi-Fi 6 AP. 24x7 TAC support, SW updates, and NBD advance replacement for HW               |
| <b>CCPRO-SUP-XV2-2-1</b> | Cambium Care Pro, 1-year support for one XV2-2 Wi-Fi 6 AP. 24x7 TAC support and SW updates   |
| <b>CCPRO-SUP-XV2-2-3</b> | Cambium Care Pro, 3-year support for one XV2-2 Wi-Fi 6 AP. 24x7 TAC support and SW updates   |
| <b>CCPRO-SUP-XV2-2-5</b> | Cambium Care Pro, 5-year support for one XV2-2 Wi-Fi 6 AP. 24x7 TAC support and SW updates   |

### LIMITED WARRANTY

Cambium Networks XV2-2 Wi-Fi 6 Access Point includes a limited lifetime hardware warranty for a period of 5 years after end of sale.

#### ABOUT CAMBIUM NETWORKS

Cambium Networks empowers millions of people with wireless connectivity worldwide. Its wireless portfolio is used by commercial and government network operators as well as broadband service providers to connect people, places and things. With a single network architecture spanning fixed wireless and Wi-Fi, Cambium Networks enables operators to achieve maximum performance with minimal spectrum. End-to-end cloud management transforms networks into dynamic environments that evolve to meet changing needs with minimal physical human intervention. Cambium Networks empowers a growing ecosystem of partners who design and deliver gigabit wireless solutions that just work.

[cambiumnetworks.com](http://cambiumnetworks.com)

06062022