



## 2-Wire PoE Switch Quick Installation Guide

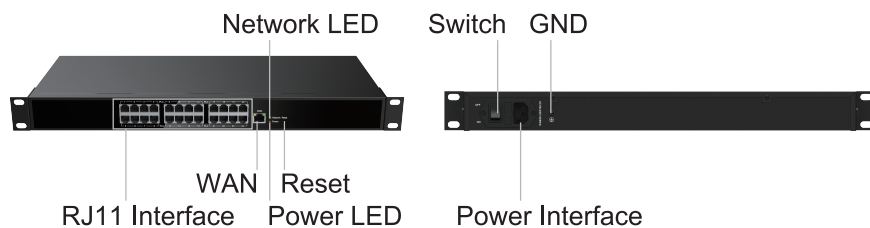
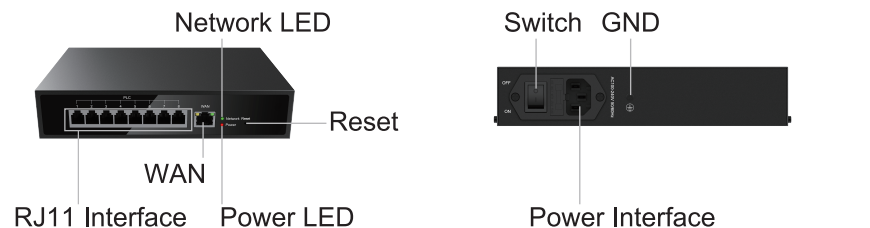
### 1 Package List

Device	Accessory Kit	
	Screw×2 Screw Fixing Seat×2	Quick Installation Guide
	Screw×8 Fixed Trestle×2	Accessories

### 2 Physical Specification

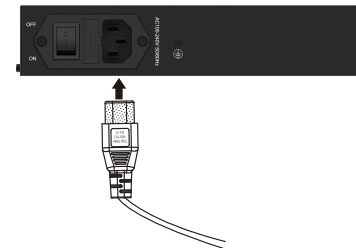
Device	Device Dimension
	195*130*40 (mm)
	440*189.85*44 (mm)

### 3 Interface Introduction

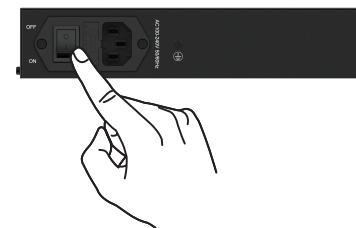


### 4 Installation

1. Installing power cables
  - Insert the power cable connector tightly as shown in the following figure, and then insert the other end of the power supply to the board;



2. Turn the power switch
  - Turn the switch from OFF to ON, When the power indicator is on, the device starts normally;



### 5 Device Reset

1. If you hold down the reset button for more than 10 seconds, the device automatically restarts;

