


HOW TO MUTE/ANSWER/HANG UP CALLS:

Mute and Unmute the microphone by simply tapping the MUTE button, the logo will turn red and you will hear a short beep.

To **answer and end** a call press the  button, it will turn green to show a call is active. Press again to hang up the call.



CARE AND SAFETY:

- To avoid hearing damage, do not use this product with high volume for prolonged period.
- This product must only be cleaned with a dry and soft cloth.
- To avoid damage to the product, do not expose it to moisture, or extreme low or high temperatures.

HC100 Quick Guide

HC100 Headsets are entry and mid-range headsets designed for unified communications and quality music playback.

The HC100 is an entry-level Monaural (single ear speaker) Headset with these features:

- ✓ Wideband audio
- ✓ Noise-canceling microphone
- ✓ DSP-assisted echo cancellation
- ✓ Flexible/adjustable headband for optimum fit and comfort
- ✓ Adjustable/Bendable microphone boom arm
- ✓ Acoustic shock protection
- ✓ Finger-lite press call control unit
- ✓ USB PC connection

Parts Overview





CONNECTING THE HEADSET TO PC:

When the headset is connected to USB for the first time a pop-up message will be shown in the taskbar, telling you that the headset is connected and ready.

WEARING THE HEADSET:

All Sangoma corded headsets have a flexible and adjustable headband. Place the headband on your head with the headset on your ear, and adjust the headband for a comfortable fit.



ROTATING THE BENDABLE BOOM ARM:

The boom arm can be rotated 270°

NOTE: For optimal sound quality, adjust the bendable boom arm until it is right in front of your mouth and less than 3-4 cm (1.25" - 1.5") away.







OPERATING THE HEADSET:

When the headset is connected to a PC, while not on calls, the user is able to listen to music or another audio source.



CALL CONTROL UNIT:

The HC100 Call Control Unit has 4 keys.

-  Volume Up Key
Increase audio volume
-  Volume Down Key
Decrease audio volume
-  Mute Key
Mute/unmute the microphone
-  Soft hook Key
Answer or end a softphone call