

RUCKUS® R550

Indoor Wi-Fi 6 (802.11ax) Access Point for Dense Environments



Benefits

Stunning Wi-Fi performance

Mitigate interference and extend coverage with patented BeamFlex® + adaptive antenna technology utilizing several directional antenna patterns.

Serve more devices

Connect more devices simultaneously with four MU-MIMO spatial streams and concurrent dual-band 2.4/5GHz radios while enhancing device performance.

Converged Access Point

Allows customers to eliminate siloed networks and unify WiFi and non-WiFi wireless technologies into one single network by using built-in BLE and Zigbee, and also expand to any future wireless technologies through the USB port.

Automate optimal throughput

ChannelFly® dynamic channel technology uses machine learning to automatically find the least congested channels. You always get the highest throughput the band can support.

Better mesh networking

Reduce expensive cabling, and complex mesh configurations by checking a box with SmartMesh wireless meshing technology to dynamically create self-forming, self-healing mesh networks.

More Than Wi-Fi

Support services beyond Wi-Fi with [Ruckus IoT Suite](#), [Cloudpath](#)® security and onboarding software, [SPoT](#) Wi-Fi locationing engine, and [RUCKUS analytics](#).

Wi-Fi capacity requirements in classrooms, office spaces, and medium-size venues are rising due to the increase in the number of Wi-Fi connected devices. An increase in bandwidth requirements for applications and an ever-growing assortment of IoT devices puts further strain on already stretched Wi-Fi networks.

The RUCKUS® R550 access point (AP) with the latest Wi-Fi 6 (802.11 ax) technology delivers the ideal combination of increased capacity, improved coverage and affordability in dense environments. The R550 is our mid-range dual-band, dual-concurrent AP that supports four spatial streams (2x2:2 in 2.4GHz/5GHz). The R550 supports peak data rates of up to 1774 Mbps and efficiently manages up to 512 clients connections.

Also, wireless requirements within enterprises are expanding beyond Wi-Fi with BLE, Zigbee and many other non-Wi-Fi wireless technologies resulting in creation of network silos. Enterprises need a unified platform to eliminate network silos. The RUCKUS AP portfolio is equipped to solve these challenges.

The R550 has built-in IoT radios with onboard BLE and Zigbee capabilities. In addition, the R550 is a converged access point that allows customers to seamlessly integrate any new wireless technologies with the pluggable IoT module.

The R550 is packed with ruckus patented technologies in addition to Wi-Fi 6 features such as OFDMA, MU-MIMO and TWT. The R550 is ideal for medium-density deployments such as, K-12 classrooms, residence halls, hallways and office spaces.

The R550 Wi-Fi 6 AP incorporates patented technologies found only in the RUCKUS Wi-Fi portfolio.

- **BeamFlex® + Antennas:** Extended coverage and optimized throughput with patented multi-directional antennas and radio patterns
- **ChannelFly®:** Improved throughput with dynamically changing the channels to use least congested channel

Whether you are deploying ten or ten thousand APs, the R550 is also easy to manage through RUCKUS' cloud, physical, virtual and controllerless management options.

RUCKUS[®] R550

Indoor Wi-Fi 6 (802.11ax) Access Point for Dense Environments



Front view



Weight: 1.24 lbs (0.562 kg)

RUCKUS® R550

Indoor Wi-Fi 6 (802.11ax) Access Point for Dense Environments

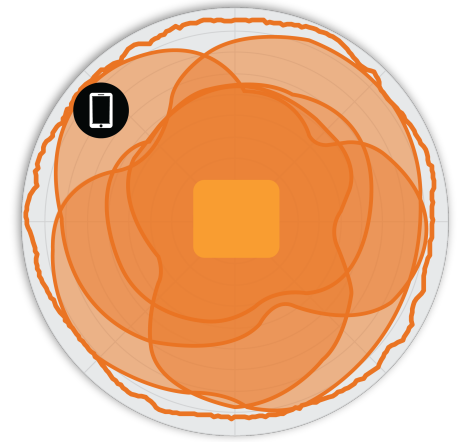
Access Point Antenna Pattern

RUCKUS' BeamFlex+ adaptive antennas allow the R550 AP to dynamically choose among a host of antenna patterns (up to 64 possible combinations) in real-time to establish the best possible connection with every device. This leads to:

- Better Wi-Fi coverage
- Reduced RF interference

Traditional omni-directional antennas, found in generic access points, oversaturate the environment by needlessly radiating RF signals in all directions. In contrast, the RUCKUS BeamFlex+ adaptive antenna directs the radio signals per-device on a packet by-packet basis to optimize Wi-Fi coverage and capacity in real-time to support high device density environments. BeamFlex+ operates without the need for device feedback and hence can benefit even devices using legacy standards.

Figure 1. Example of BeamFlex+ pattern



Client Composite Pattern BeamFlex+ Pattern

Figure 2. R550 2.4GHz Azimuth Antenna Patterns

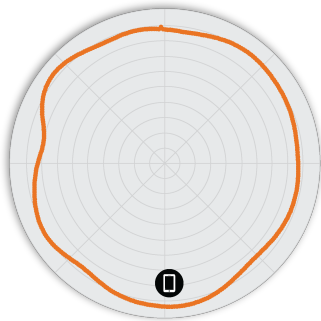


Figure 3. R550 5GHz Azimuth Antenna Patterns

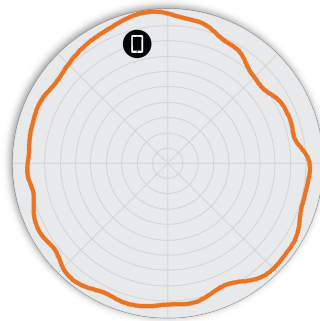


Figure 4. R550 2.4GHz Elevation Antenna Patterns



Figure 5. R550 5GHz Elevation Antenna Patterns



Note: The outer trace represents the composite RF footprint of all possible BeamFlex+ antenna patterns, while the inner trace represents one BeamFlex+ antenna pattern within the composite outer trace.

RUCKUS® R550

Indoor Wi-Fi 6 (802.11ax) Access Point for Dense Environments

| Wi-Fi | |
|--------------------------|---|
| Wi-Fi Standards | <ul style="list-style-type: none"> IEEE 802.11a/b/g/n/ac/ax |
| Supported Rates | <ul style="list-style-type: none"> 802.11ax: 4 to 1774 Mbps 802.11ac: 6.5 to 867Mbps (MCS0 to MCS9, NSS = 1 to 2 for VHT20/40/80) 802.11n: 6.5 Mbps to 300Mbps (MCS0 to MCS15) 802.11a/g: 6 to 54 Mbps 802.11b: 1 to 11 Mbps |
| Supported Channels | <ul style="list-style-type: none"> 2.4GHz: 1-13 5GHz: 36-64, 100-144, 149-165 |
| MIMO | <ul style="list-style-type: none"> 2x2 SU-MIMO 2x2 MU-MIMO |
| Spatial Streams | <ul style="list-style-type: none"> 2 streams SU/MU MIMO 5GHz 2 streams SU/MU MIMO 2.4GHz |
| Radio Chains and Streams | <ul style="list-style-type: none"> 2x2:2 (5GHz) 2x2:2 (2.4GHz) |
| Channelization | <ul style="list-style-type: none"> 20, 40, 80MHz |
| Security | <ul style="list-style-type: none"> WPA-PSK, WPA-TKIP, WPA2 AES, WPA3-Personal, WPA3-Enterprise, 802.11i, Dynamic PSK, OWE WIPS/WIDS |
| Other Wi-Fi Features | <ul style="list-style-type: none"> WMM, Power Save, Tx Beamforming, LDPC, STBC, 802.11r/k/v Hotspot Hotspot 2.0 Captive Portal WISPr |

| RF | |
|--|--|
| Antenna Type | <ul style="list-style-type: none"> BeamFlex+ adaptive antennas with polarization diversity Adaptive antenna that provides up to 64 unique antenna patterns per band |
| Antenna Gain (max) | <ul style="list-style-type: none"> Up to 3dBi |
| Peak Transmit Power (Tx port/chain + Combining gain) | <ul style="list-style-type: none"> 2.4GHz: 26 dBm 5GHz: 25 dBm |
| Frequency Bands | <ul style="list-style-type: none"> ISM (2.4-2.484GHz) U-NII-1 (5.15-5.25GHz) U-NII-2A (5.25-5.35GHz) U-NII-2C (5.47-5.725GHz) U-NII-3 (5.725-5.85GHz) |

| 2.4GHZ RECEIVE SENSITIVITY (dBm) | | | | | | | |
|----------------------------------|------|------|-------|-------|------|-------|-------|
| HT20 | | HT40 | | VHT20 | | VHT40 | |
| MCS0 | MCS7 | MCS0 | MCS7 | MCS0 | MCS7 | MCS0 | MCS7 |
| -97 | -78 | -94 | -75 | -97 | -78 | -94 | -75 |
| HE 20 | | | | HE40 | | | |
| MCS0 | MCS7 | MCS9 | MCS11 | MCS0 | MCS7 | MCS9 | MCS11 |
| -97 | -78 | -73 | -67 | -94 | -75 | -70 | -64 |

| 5GHZ RECEIVE SENSITIVITY (dBm) | | | | | | | | | | | |
|--------------------------------|------|------|-------|-------|------|------|-------|-------|------|------|-------|
| VHT20 | | | | VHT40 | | | | VHT80 | | | |
| MCS0 | MCS7 | MCS8 | MCS9 | MCS0 | MCS7 | MCS8 | MCS9 | MCS0 | MCS7 | MCS8 | MCS9 |
| -97 | -78 | -75 | -72 | -94 | -75 | -72 | -69 | -91 | -72 | -69 | -66 |
| HE20 | | | | HE40 | | | | HE80 | | | |
| MCS0 | MCS7 | MCS9 | MCS11 | MCS0 | MCS7 | MCS9 | MCS11 | MCS0 | MCS7 | MCS9 | MCS11 |
| -97 | -78 | -72 | -67 | -94 | -75 | -69 | -64 | -91 | -72 | -66 | -61 |

| 2.4GHZ TX POWER TARGET (PER CHAIN) | |
|------------------------------------|------------|
| Rate | Pout (dBm) |
| MCS0 HT20 | 22 |
| MCS7 HT20 | 18 |
| MCS8 VHT20 | 17 |
| MCS9 VHT40 | 16 |
| MCS11 HE40 | 14 |

| 5GHZ TX POWER TARGET (PER CHAIN) | |
|----------------------------------|------------|
| Rate | Pout (dBm) |
| MCS0, VHT20 | 22 |
| MCS7, VHT40, VHT80 | 17.5 |
| MCS9, VHT40, VHT80 | 16 |
| MCS11, HE20, HE40, HE80 | 13 |

| PERFORMANCE AND CAPACITY | |
|--------------------------|---|
| Peak PHY Rates | <ul style="list-style-type: none"> 2.4GHz: 574 Mbps 5GHz: 1200 Mbps |
| Client Capacity | <ul style="list-style-type: none"> Up to 512 clients per AP |
| SSID | <ul style="list-style-type: none"> Up to 31 per AP |

| RUCKUS RADIO MANAGEMENT | |
|------------------------------|---|
| Antenna Optimization | <ul style="list-style-type: none"> BeamFlex+ Polarization Diversity with Maximal Ratio Combining (PD-MRC) |
| Wi-Fi Channel Management | <ul style="list-style-type: none"> ChannelFly Background Scan Based |
| Client Density Management | <ul style="list-style-type: none"> Adaptive Band Balancing Client Load Balancing Airtime Fairness Airtime-based WLAN Prioritization |
| SmartCast Quality of Service | <ul style="list-style-type: none"> QoS-based scheduling Directed Multicast L2/L3/L4 ACLs |
| Mobility | <ul style="list-style-type: none"> SmartRoom |
| Diagnostic Tools | <ul style="list-style-type: none"> Spectrum Analysis SpeedFlex |

RUCKUS® R550

Indoor Wi-Fi 6 (802.11ax) Access Point for Dense Environments

| NETWORKING | |
|-----------------------------|---|
| Controller Platform Support | <ul style="list-style-type: none"> SmartZone ZoneDirector Unleashed¹ Standalone Cloud |
| Mesh | <ul style="list-style-type: none"> SmartMesh™ wireless meshing technology. Self-healing Mesh |
| IP | <ul style="list-style-type: none"> IPv4, IPv6, dual-stack |
| VLAN | <ul style="list-style-type: none"> 802.1Q (1 per BSSID or dynamic per user based on RADIUS) VLAN Pooling Port-based |
| 802.1x | <ul style="list-style-type: none"> Authenticator & Supplicant |
| Tunnel | <ul style="list-style-type: none"> L2TP, GRE, Soft-GRE |
| Policy Management Tools | <ul style="list-style-type: none"> Application Recognition and Control Access Control Lists Device Fingerprinting Rate Limiting |
| IoT Capable | <ul style="list-style-type: none"> Integrated BLE and ZigBee (1 radio, switchable) |

| PHYSICAL INTERFACES | |
|---------------------|--|
| Ethernet | <ul style="list-style-type: none"> 2 x 1GbE Ethernet ports Power over Ethernet (802.3af/at) with Category 5/5e/6 cable LLDP |
| USB | <ul style="list-style-type: none"> 1 USB 2.0 port, Type A |

| PHYSICAL CHARACTERISTICS | |
|--------------------------|---|
| Physical Size | <ul style="list-style-type: none"> 17.60cm (L), 19.02cm (W), 4.78cm (H) 6.93in (L) x 7.49in (W) x 1.88in (H) |
| Weight | <ul style="list-style-type: none"> 0.562 kg 1.24 lbs |
| Mounting | <ul style="list-style-type: none"> Wall, acoustic ceiling, desk Secure bracket (sold separately) |
| Physical Security | <ul style="list-style-type: none"> Hidden latching mechanism Kensington lock Bracket (902-0120-0000) |
| Operating Temperature | <ul style="list-style-type: none"> 0°C (32°F) - 50°C (122°F) |
| Operating Humidity | <ul style="list-style-type: none"> Up to 95%, non-condensing |

| POWER ² | | |
|--------------------|---|-----------------------|
| Power Supply | Operating Characteristics | Max Power Consumption |
| 802.3af PoE | <ul style="list-style-type: none"> 2.4GHz radio: 2x2, 19dBm per chain 5GHz radio: 2x,2 18dBm per chain 2nd Ethernet port, onboard IoT & USB disabled | PoE: 12.71W |
| 802.3at PoE+ | Full Functionality | PoE+ : 18.71W |
| DC Input 12VDC | Full Functionality | 16.58W |

| CERTIFICATIONS AND COMPLIANCE | |
|-----------------------------------|--|
| Wi-Fi Alliance ³ | <ul style="list-style-type: none"> Wi-Fi CERTIFIED™ a, b, g, n, ac Wi-Fi CERTIFIED 6™ WPA3™-Enterprise, Personal Wi-Fi Enhanced Open™ Wi-Fi Agile Multiband™ Passpoint® Vantage WMM® |
| Standards Compliance ⁴ | <ul style="list-style-type: none"> EN 60950-1 Safety EN 60601-1-2 Medical EN 61000-4-2/3/5 Immunity EN 50121-1 Railway EMC EN 50121-4 Railway Immunity IEC 61373 Railway Shock & Vibration UL 2043 Plenum EN 62311 Human Safety/RF Exposure WEEE & RoHS ISTA 2A Transportation |

| SOFTWARE AND SERVICES | |
|-------------------------|---|
| Location Based Services | <ul style="list-style-type: none"> SPoT |
| Network Analytics | <ul style="list-style-type: none"> SmartCell Insight (SCI), Ruckus Analytics |
| Security and Policy | <ul style="list-style-type: none"> Cloudpath |

| ORDERING INFORMATION | |
|----------------------|---|
| 901-R550-XX01 | <ul style="list-style-type: none"> R550 dual-band (5GHz and 2.4GHz concurrent) 802.11ax wireless access point, 2x2:2 + 2x2:2 streams, adaptive antennas, dual ports, onboard BLE and Zigbee, PoE support. Not plenum rated. Includes adjustable acoustic drop ceiling bracket. Does not include power adaptor. |
| 901-R550-XX00 | <ul style="list-style-type: none"> R550 dual-band (5GHz and 2.4GHz concurrent) 802.11ax wireless access point, 2x2:2 + 2x2:2 streams, adaptive antennas, dual ports, onboard BLE and Zigbee, PoE support. Plenum rated. Includes adjustable acoustic drop ceiling bracket. Does not include power adaptor. |

See Ruckus price list for country-specific ordering information.
 Warranty: Sold with a limited lifetime warranty.
 For details see: <http://support.ruckuswireless.com/warranty>.

¹ Refer to Unleashed datasheets for SKU ordering information.

² Max power varies by country setting, band, and MCS rate.

³ For complete list of WFA certifications, please see Wi-Fi Alliance website.

⁴ For current certification status, please see price list.

RUCKUS[®] R550

Indoor Wi-Fi 6 (802.11ax) Access Point for Dense Environments

| OPTIONAL ACCESSORIES | |
|----------------------|--|
| 902-0162-XXYY | <ul style="list-style-type: none">PoE injector (24W) (Sold in quantities of 1, 10 or 100) |
| 902-1169-XX00 | <ul style="list-style-type: none">Power Supply (12V, 2.0A, 24W) |
| 902-0120-0000 | <ul style="list-style-type: none">Spare, Accessory Mounting Bracket |
| 902-0195-0000 | <ul style="list-style-type: none">Spare, T-bar ceiling mount kit for mounting to flush frame ceiling |

PLEASE NOTE: When ordering Indoor APs, you must specify the destination region by indicating -US, -WW, or -Z2 instead of XX. When ordering PoE injectors or power supplies, you must specify the destination region by indicating -US, -EU, -AU, -BR, -CN, -IN, -JP, -KR, -SA, -UK, or -UN instead of -XX. For access points, -Z2 applies to the following countries: Algeria, Egypt, Israel, Morocco, Tunisia, and Vietnam.

CommScope pushes the boundaries of communications technology with game-changing ideas and ground-breaking discoveries that spark profound human achievement. We collaborate with our customers and partners to design, create and build the world's most advanced networks. It is our passion and commitment to identify the next opportunity and realize a better tomorrow. Discover more at commscope.com

COMMSCOPE[®]

commscope.com

Visit our website or contact your local CommScope representative for more information.

© 2020 CommScope, Inc. All rights reserved.

Unless otherwise noted, all trademarks identified by [®] or [™] are registered trademarks, respectively, of CommScope, Inc. This document is for planning purposes only and is not intended to modify or supplement any specifications or warranties relating to CommScope products or services. CommScope is committed to the highest standards of business integrity and environmental sustainability with a number of CommScope's facilities across the globe certified in accordance with international standards, including ISO 9001, TL 9000, and ISO 14001.

Further information regarding CommScope's commitment can be found at www.commscope.com/About-Us/Corporate-Responsibility-and-Sustainability.