


011505



Parameter	Factory Default Setting
IP Addressing	DHCP
IP Address ^a	10.10.10.10
Web Access Username	admin
Web Access Password	admin
Subnet Mask ^a	255.0.0.0
Default Gateway ^a	10.0.0.1

a. Default if there is not a DHCP server present.

Typical System Installation



Getting Started

- Download the *Operations Guide* PDF file, from the **Downloads** tab at the following webpage:
<http://www.cyberdata.net/products/011505/>
- Create a plan for the locations of your speakers.
- **WARNING:** This product should be installed by a licensed electrician according to all local electrical and building codes.
- **WARNING:** To prevent injury, this apparatus must be securely attached to the floor/wall in accordance with the installation instructions.
- **WARNING:** The PoE connector is intended for intra-building connections only and does not route to the outside plant.
- **WARNING:** This enclosure is not rated for any AC voltages!

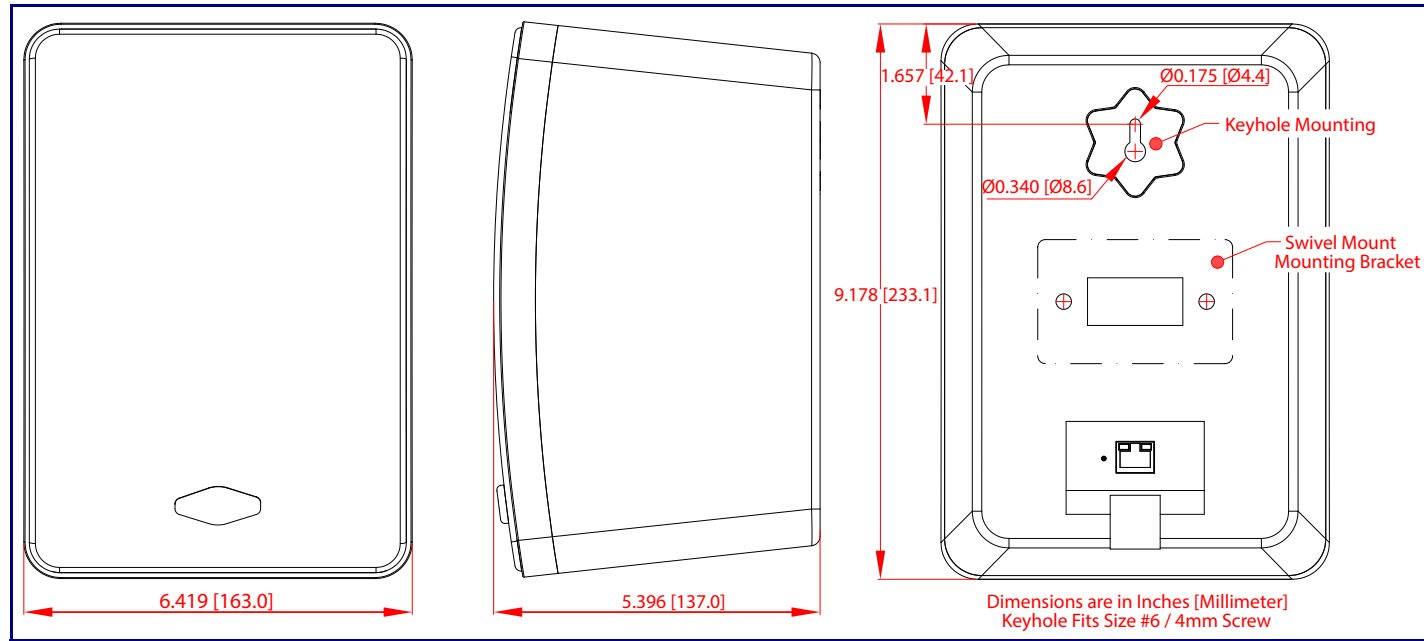
Contacting CyberData

Corporate Headquarters	
CyberData Corporation 3 Justin Court Monterey, CA 93940, USA	Sales: (831) 373-2601 ext. 334 Support: 831-373-2601 ext. 333 Support Website: http://support.cyberdata.net/ RMA Department: (831) 373-2601 ext. 136 RMA Email: RMA@CyberData.net RMA Status: http://support.cyberdata.net/ Warranty Information: http://support.cyberdata.net/
Phone: 831-373-2601 Fax: 831-373-4193 http://www.cyberdata.net/	

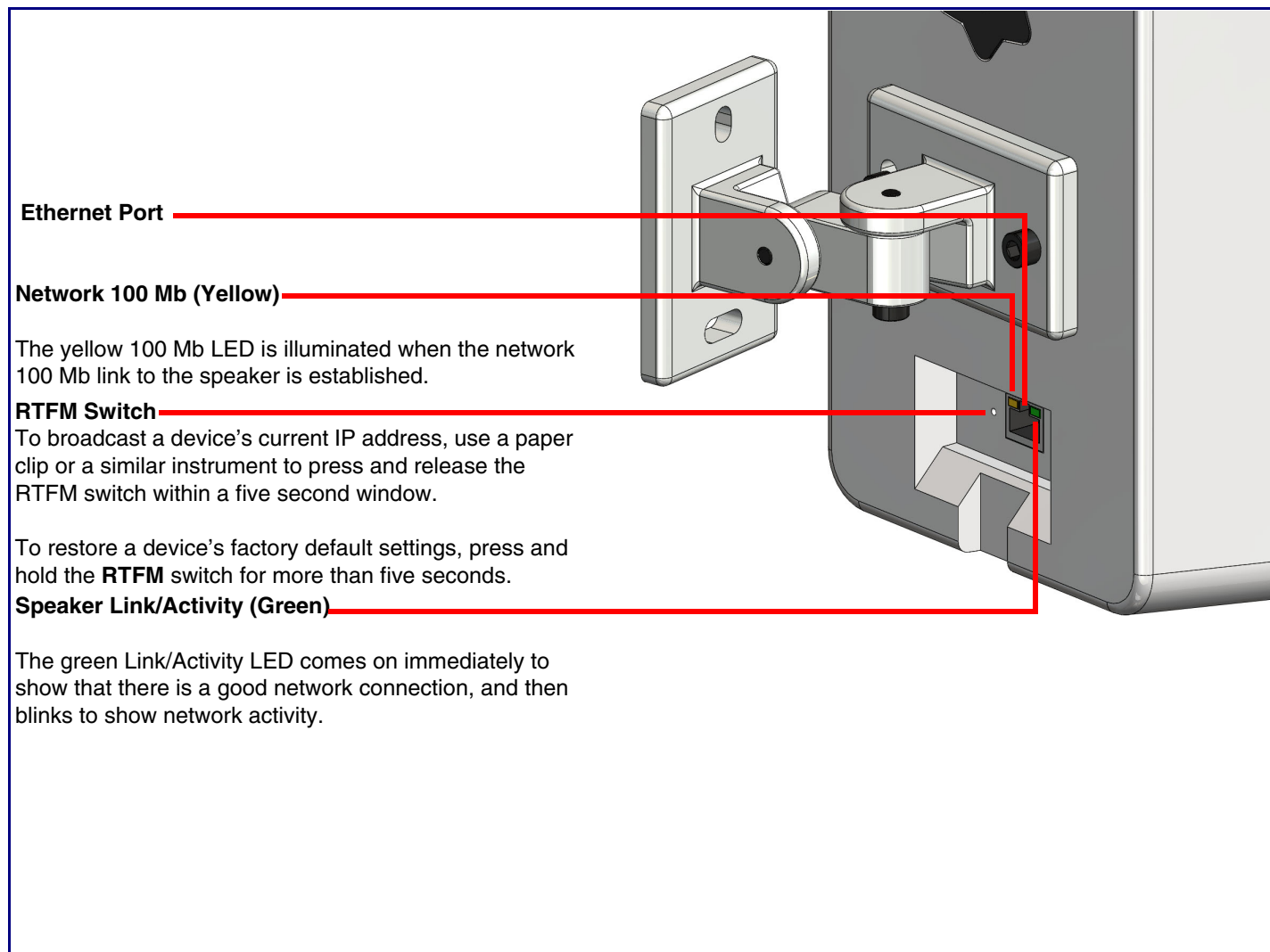
Parts

(1) Base Mount (Two Pieces) 	(1) Universal Joint 	(4) Mounting Screws (2) 20mm Long Screws (2) 30mm Long Screws Hex Driver Size: 3/16-inch/ 5mm
---------------------------------	-------------------------	--

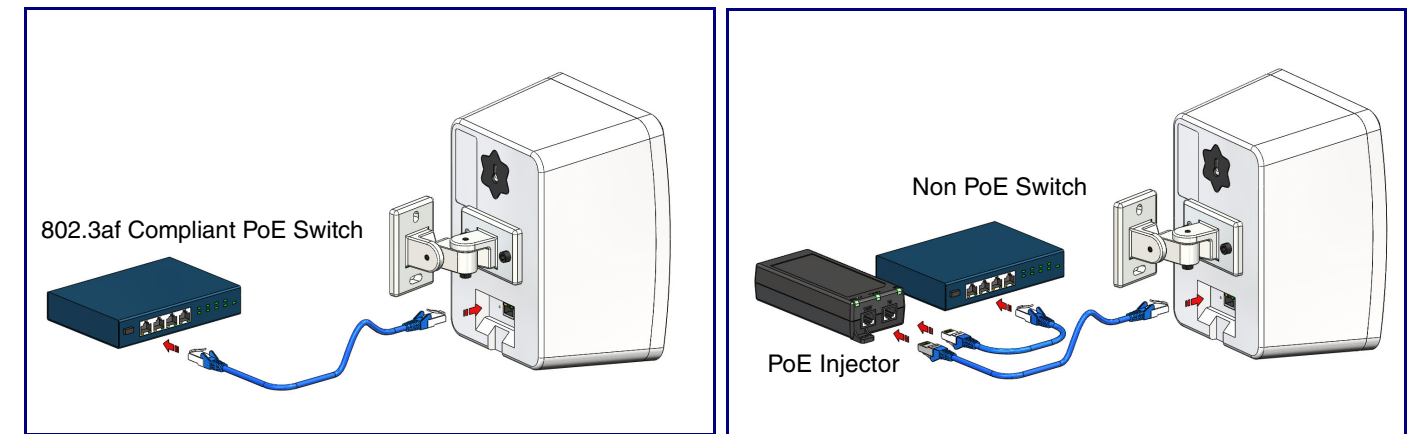
Dimensions



Features



Connecting Power



Mounting

