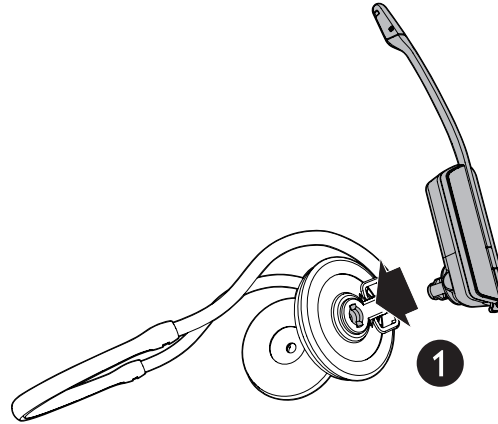


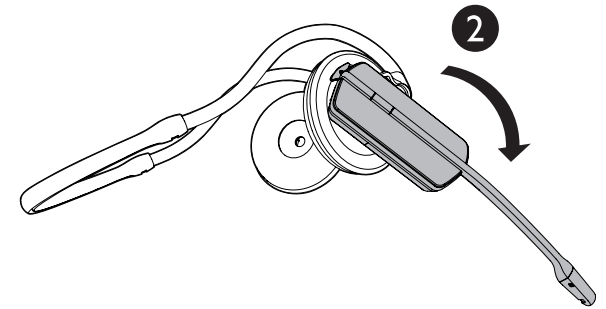
Over-the-neck-band

Attach the neckband and wear the headset

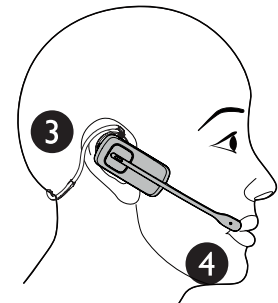
1. With the headset at a vertical angle (microphone pointing down), insert the headset earpiece into the neckband.



2. Rotate the headset to a horizontal direction until it clicks into place.



3. Place the neckband around your neck and over your ears.



4. Adjust and rotate the angle of the headset until the microphone is pointing towards your mouth.
 - Make sure the protruding bump is pointing towards your mouth when placed on your ear. The protruding bump on the earbud holds the headset securely in your ear.