

BUSYLIGHT UC


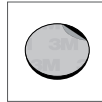
For Microsoft Lync



1

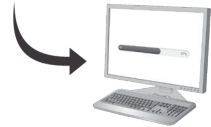


2



3

Download driver software:
www.busylight.com/support/lync



What do the colours mean?

The different colours of the lamp correspond to the colours of Microsoft Lync presence states:



- Dark red: Do Not Disturb
- Red: Busy
- Yellow: Away/Off Work
- Green: Available

Changing ringtone and volume

Right-click the Busylight icon in your system tray.

Choose Sound > Ringtones and choose between eight different ringtones.

Choose Sound > Volume and set the volume at 25-100 % or mute the device.

